

X-Rite:
An Industry Leader
for Nearly Half A Century

In an industry that wakes up to change every morning, companies need to anticipate and exceed the expectations of hospital radiology departments, clinics, mobile units, and medical offices. X-Rite has been doing that for nearly half a century.



Instrument Recertification:
Maintaining Your Standard
of Excellence

To help you comply with recertification requirements*, X-Rite offers several service plans for our U.S. and Canadian customers, with equivalent plans available to our customers throughout the world. Our service plans feature:


- thorough cleaning, complete system test, calibration documentation, and new calibration film test wedge for densitometers
- loaner instruments during repair/certification calls**
- unlimited repairs (based on normal usage)
- unlimited trained telephone support
- return shipment via UPS two-day air service

At Work

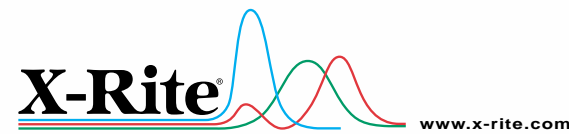
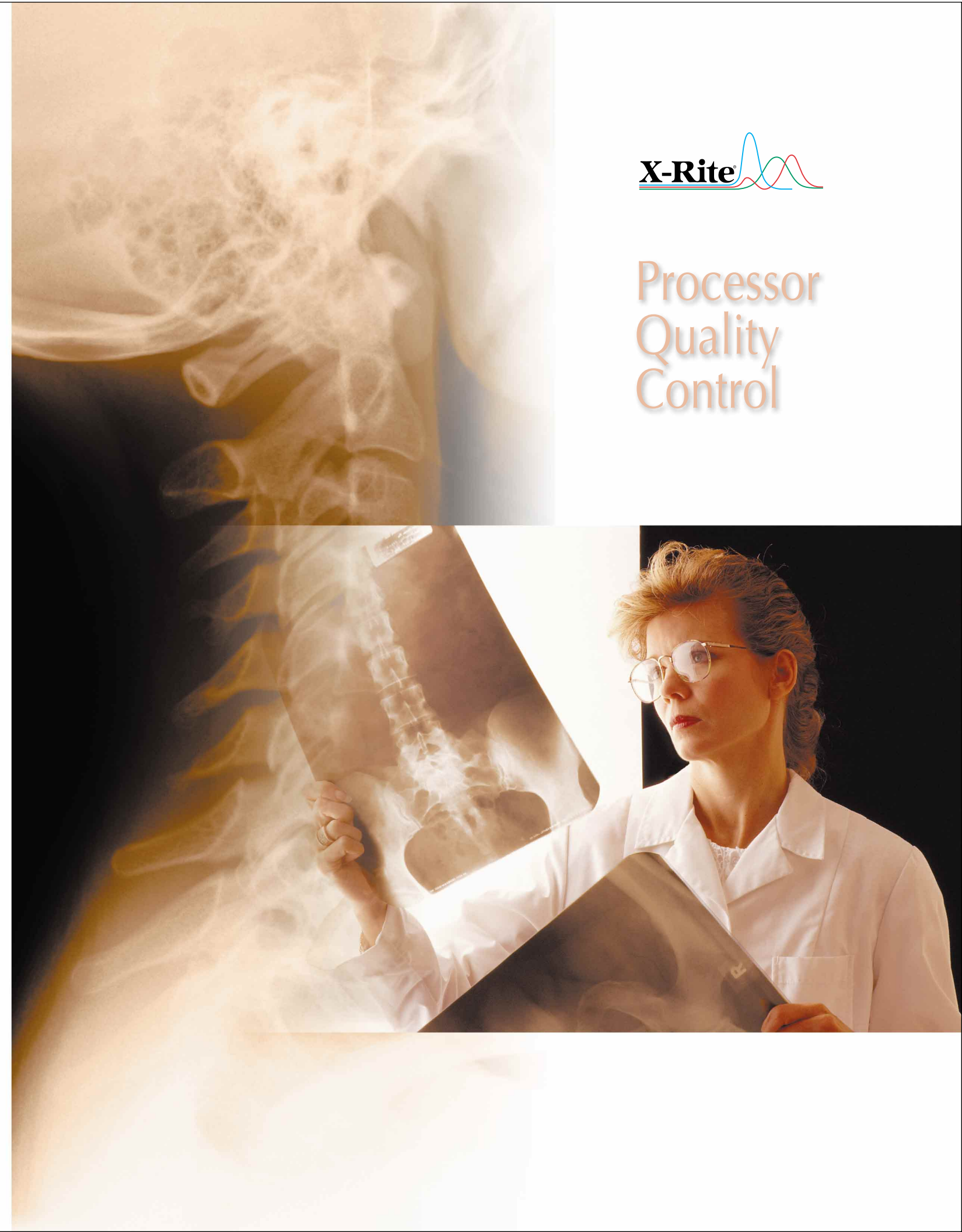
To schedule a product demonstration—in your own facility, under normal working conditions, and with your own staff—contact your local X-Rite dealer or representative. Or call us for more information at 1-877-94X-Rite, Outside North America call 1-616-534-7663. Visit us on the Web, at: www.x-rite.com

* QC process standards vary worldwide. The U.S. Food and Drug Administration's Mammography Quality Standards Act now requires clinics and hospitals to maintain their mammography equipment according to the original manufacturer's specifications. X-Rite recommends annual recertification of its densitometers and sensitometers.

**Subject to availability.



**Processor
Quality
Control**



ISO 9001
Certified

X-RITE WORLD HEADQUARTERS Grandville, Michigan USA (616) 534-7663 (800) 248-9748 FAX (616) 534-8960	X-RITE INTERNATIONAL, B.V. The Hague The Netherlands (31) 70-3538132 FAX (31) 70-3538333	X-RITE LATIN AMERICA Coral Springs, Florida USA 954-603-0475 FAX 954-603-0476	X-RITE LTD. Poynton, Cheshire United Kingdom 44 (0) 1625 871100 FAX 44 (0) 1625 871444	X-RITE MÉDITERRANÉE Massy, France 33 1-6953-6620 FAX 33 1-6953-0052	X-RITE GmbH Köln, Germany (49) 2203-91450 FAX (49) 2203-914519	X-RITE INTERNATIONAL TRADING LIMITED Shanghai, PR China 86-21-6427-2426 FAX 86-21-6427-5816	X-RITE ASIA PACIFIC LTD. Quarry Bay, Hong Kong (852) 2-568-6283 FAX (852) 2-885-8610
			Origgio (VA), Italy (39) 02-967-34266 FAX (39) 02-967-30681	Vyskov, Czech Republic (00) 420 517-320-331 FAX (00) 420 517-320-335			Tokyo, Japan 81-3-5777-5488 FAX 81-3-5777-5489

INFORMATION PROVIDED IN THIS DOCUMENT IS PROVIDED "AS IS" WITHOUT WARRANTY OF ANY KIND, EITHER EXPRESSED OR IMPLIED, INCLUDING BUT NOT LIMITED TO THE IMPLIED WARRANTIES OF MERCHANTABILITY AND/OR FITNESS FOR A PARTICULAR PURPOSE. The user assumes the entire risk as to the accuracy and the use of this information. All text must be copied without modification and all pages must be included. All components of this information must be distributed together. This information may not be distributed for profit. © X-Rite, Incorporated 2002. X-Rite® is a registered trademark of X-Rite, Incorporated. Other brand and product names are trademarks of their respective holders. All trademarks may be registered in the United States and/or other countries. Product design and specifications subject to change without notice.

Peace of Mind

She puts her trust in you.


But her life may depend on your film processor.

Fortunately for her, and all your patients, it is simple to ensure the accuracy of your development process— with quality control instrumentation from X-Rite. When you purchase X-Rite sensitometers and densitometers, you'll have the peace of mind that comes from owning the finest QC technology in the medical imaging industry.

Consistent Image Quality

Proper quality control of your processors means:

- consistent quality images for diagnosis
- fewer retakes and less patient exposure to radiation
- progress in meeting standards requirements

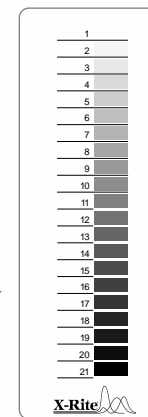


Changes in temperature, replenishment rates, chemistry, water quality, ventilation, or in your processor's working components can adversely affect the quality of your radiographs. By monitoring these conditions daily, with properly calibrated sensitometers and densitometers, you are assured of superb quality control of your film development process.

Sensitometers and densitometers work in tandem.

Sensitometers imprint a standard set of exposures on a photographic or x-ray film sample. When the film sample is developed, a

densitometer is used to read the optical density of the exposures and chart a profile against a known set of standards. This profile alerts you to fluctuations in processing conditions and allows you to take corrective action.



The X-Rite product line includes both manual spot reading and auto-scanning densitometers. Our spot reading models are perfect for field use, providing the same accuracy as larger, table-top models. Our auto-scanning densitometers perform

automated calculations (including daily control parameters) and can generate daily D-log E curves. Their internal memory is capable of storing data from multiple processors. In addition, they can communicate data—through networking software—to a central data base, eliminating the need for a computer at every facility. The large LED display is designed to be readable in dim or bright light.

X-Rite sensitometers

- produce highly repeatable results
- closely match the light output to the sensitivity of the film
- are fully portable
- accommodate single- and dual-sided and blue-/green-sensitive film

X-Rite densitometers

- are calibrated to national and international standards
- detect variations in film density not visible to the naked eye
- determine base fog and densities up to 5.0D
- perform all three ACR-required tests that require spot measurements

